

RSWM/  
May 14, 2018

BSE Limited  
Corporate Relationship Department,  
1st Floor, New Trading Ring,  
Rotunda Building, P.J. Towers,  
Dalal Street,  
**MUMBAI - 400 001.**

**Scrip Code: 500350**

**Sub: Investors presentation on the Audited Financial Results of the Company for the quarter and year ended 31<sup>st</sup> March, 2018.**

Dear Sir,

Please find enclosed a copy of Investors Presentation on the Audited Financial Results of the Company for the quarter and year ended 31<sup>st</sup> March, 2018 for your information and record.

Thanking you,

Yours faithfully,  
For **RSWM LIMITED**



**SURENDER GUPTA**  
**COMPANY SECRETARY**  
**FCS – 2615**

[rswm.investor@lnjbhilwara.com](mailto:rswm.investor@lnjbhilwara.com)

Encl.: As above

(Formerly Rajasthan Spinning & Weaving Mills Limited)

**Corporate Office :**  
Bhilwara Towers, A-12, Sector-1  
Noida - 201 301 (NCR-Delhi), India  
Tel. : +91-120-4390300 (EPABX)  
Fax : +91-120-4277841  
Website : [www.rswm.in](http://www.rswm.in)  
GSTIN: 09AAACR9700M1Z1

**Regd. Office :**  
Kharigram, Post Office Gulabpura - 311 021  
Distt. Bhilwara, (Rajasthan), India  
Tel. : +91-1483-223144 to 223150, 223478  
Fax : +91-1483-223361, 223479  
Website : [www.lnjbhilwara.com](http://www.lnjbhilwara.com)  
GSTIN: 08AAACR9700M1Z3

**Corporate Identification Number: L17115RJ1960PLC008216**



**RSWM Limited**

an LNJ Bhilwara Group Company



PROUD TO BE INDIAN  
PRIVILEGED TO BE GLOBAL

RSWM/  
May 14, 2018

National Stock Exchange of India Limited  
Listing Department,  
Exchange Plaza, C-1, Block - G,  
Bandra-Kurla Complex,  
Bandra (East),  
**MUMBAI - 400 051.**

**Scrip Code: RSWM**

**Sub: Investors presentation on the Audited Financial Results of the Company for the quarter and year ended 31<sup>st</sup> March, 2018.**

Dear Sir,

Please find enclosed a copy of Investors Presentation on the Audited Financial Results of the Company for the quarter and year ended 31<sup>st</sup> March, 2018 for your information and record.

Thanking you,

Yours faithfully,  
For **RSWM LIMITED**

**SURENDER GUPTA**  
**COMPANY SECRETARY**  
**FCS – 2615**

[rswm.investor@lnjbhilwara.com](mailto:rswm.investor@lnjbhilwara.com)

Encl.: As above

(Formerly Rajasthan Spinning & Weaving Mills Limited)

**Corporate Office :**

Bhilwara Towers, A-12, Sector-1  
Noida - 201 301 (NCR-Delhi), India  
Tel. : +91-120-4390300 (EPABX)  
Fax : +91-120-4277841  
Website : [www.rswm.in](http://www.rswm.in)  
GSTIN: 09AAACR9700M1Z1

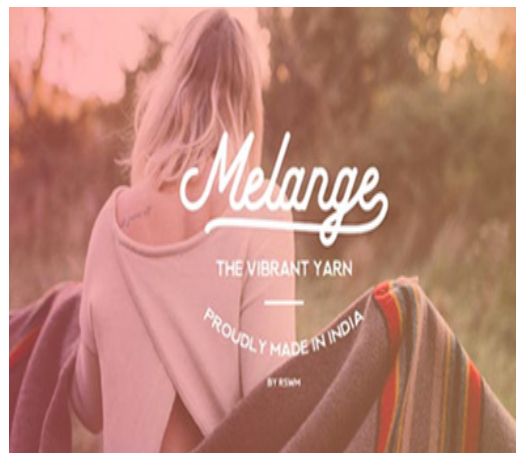
**Regd. Office :**

Kharigram, Post Office Gulabpura - 311 021  
Distt. Bhilwara, (Rajasthan), India  
Tel. : +91-1483-223144 to 223150, 223478  
Fax : +91-1483-223361, 223479  
Website : [www.lnjbhilwara.com](http://www.lnjbhilwara.com)  
GSTIN: 08AAACR9700M1Z3

**Corporate Identification Number: L17115RJ1960PLC008216**

# RSWM Limited

## An LNJ Bhilwara Group Company





# FY18 Performance



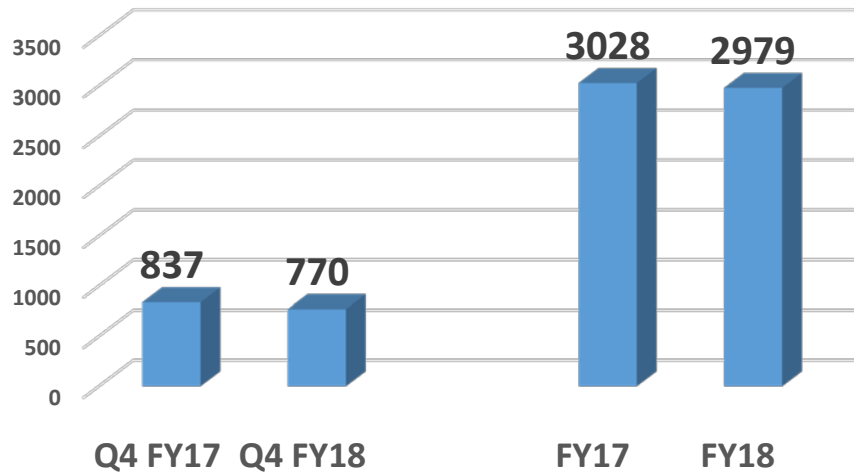
# *Key Challenges during FY18*

- *Lingering impact of demonetization*
- *GST implementation and its transitional difficulties.*
- *Uncertainty about GST rates*
- *Export remained under pressure due to stronger INR*
- *Increase in power tariff by DISCOM*
- *Increase in raw material prices*

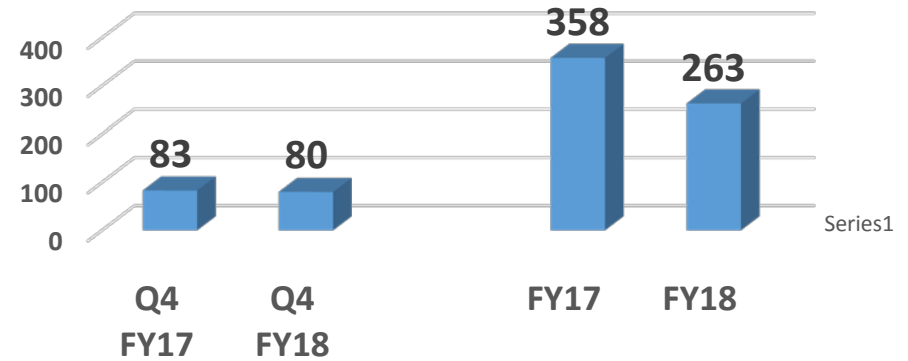
# FY18 Financial Highlights

Rs. in Cr.

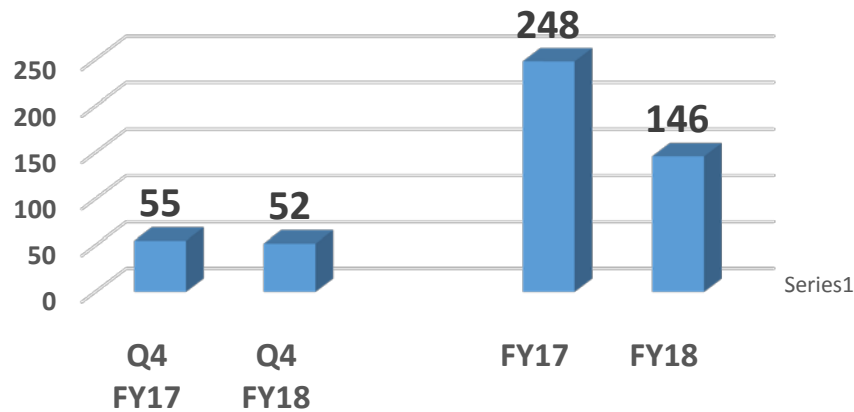
## Total Income



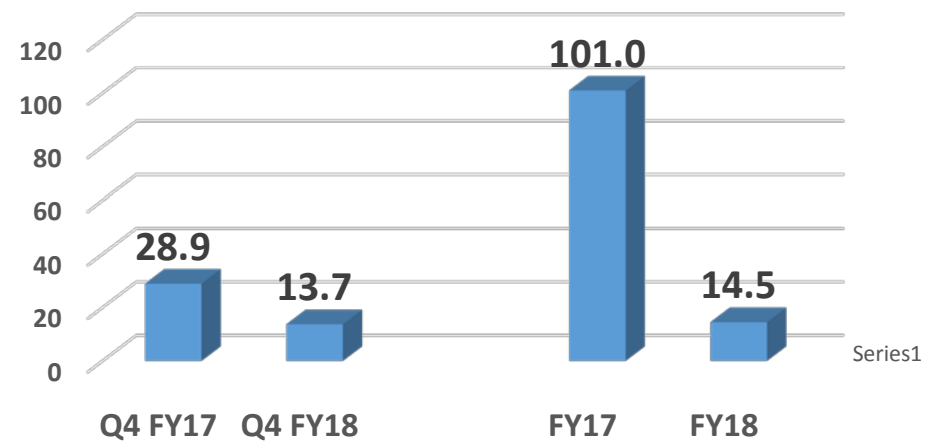
## EBIDTA



## EBDT



## PAT



# Profitability Highlights

Rs. in Cr.

	Q4 FY18	Q4 FY17	Q3 FY18	Q2 FY18	Q1 FY18	FY18	FY17
<b>Income</b>	<b>770</b>	<b>837</b>	<b>793</b>	<b>694</b>	<b>721</b>	<b>2979</b>	<b>3028</b>
Raw Material Cost	426	450	414	428	449	1716	1721
Employee Cost	85	82	91	95	93	365	349
Other Expenses	163	175	171	169	170	673	656
Inc./Dec. in Inventory	16	47	46	-55	-45	-38	-56
<b>EBIDTA</b>	<b>80</b>	<b>83</b>	<b>71</b>	<b>58</b>	<b>55</b>	<b>263</b>	<b>358</b>
EBIDTA Margin (%)	10.5%	10.1%	9.0%	8.3%	7.6%	10.0%	12.0%
Depreciation	31	32	30	31	32	125	132
Finance Cost	28	28	30	30	29	117	111
<b>Profit Before Tax</b>	<b>21</b>	<b>23</b>	<b>11</b>	<b>-3</b>	<b>-7</b>	<b>21</b>	<b>115</b>
Tax	7	-6	-2	-1	-1	6	14
<b>Net Profit After Tax</b>	<b>14</b>	<b>29</b>	<b>9</b>	<b>-2</b>	<b>-6</b>	<b>15</b>	<b>101</b>
Net Profit Margin (%)	1.8%	3.5%	1.2%	-0.4%	-0.8%	0.5%	3.4%

# Balance Sheet Highlights

**Rs. in Cr.**                      **31.03.18**   **31.03.17**

## Assets

<b>Non-current Assets</b>	<b>1564</b>	<b>1319</b>
Fixed Assets	1138	1190
Investments	383	110
Other Non-current Assets	43	19
<b>Current Assets</b>	<b>1149</b>	<b>1071</b>
Inventories	528	541
Trade Receivable	439	380
Other Current Assets	182	150
<b>Total Assets</b>	<b>2713</b>	<b>2390</b>

**Rs. in Cr.**                      **31.03.18**   **31.03.17**

## Liabilities

<b>Shareholders' Fund</b>	<b>901</b>	<b>633</b>
Share Capital	24	24
Reserve & Surplus	877	609
<b>Non-current Liabilities</b>	<b>670</b>	<b>600</b>
Long Term Borrowing	571	497
Other Non-current Liabilities	99	103
<b>Current Liabilities</b>	<b>1142</b>	<b>1157</b>
Short Term Borrowing	820	723
Other Current Liabilities	322	434
<b>Total Liabilities</b>	<b>2713</b>	<b>2390</b>



# Key ratios

	FY17-18	FY16-17
<b>Balance sheet ratios</b>		
asset cover ratio (fixed assets) excl CPTL	1.99	2.40
asset cover ratio (fa+inv) excl CPTL	2.67	2.62
LT debt eq ratio excl CPTL	0.63	0.78
LT debt eq ratio incl CPTL	0.78	1.17
DE ratio excl CPTL	1.41	1.73
DE ratio incl CPTL	1.56	2.12
debt service coverage ratio (DSCR)	0.66	1.07
interest coverage ratio (ISCR)	2.24	3.24
DEBT/EBIDTA with CPTL	5.32	3.75
<b>Earning Ratio</b>		
return on capital employed	5.11	9.44
return on net worth	1.61	15.95
return on sales	0.49	3.37
EBITDA margin %	8.94	11.94
<b>EPS</b>		
basic EPS (₹)*	6.16	42.9
cash EPS (₹)*	61.9	105.1

## **Reasons for under achievement**

- *Lingering impact of demonetization, Pre-GST uncertainties and Post-GST disruptions.*
- *Decentralized sector and traders' inability to cope-up with GST affected the domestic distribution chain.*
- *Sales declined in July and early August due to strikes in all the major textile markets.*
- *Price cutting due to accumulated inventories and liquidity crunch.*
- *Volume of exports increased but per Kg realizations remained lower due to appreciation of Rupee.*
- *Increase in raw material prices*

## **Reasons for under achievement**

- *Power cost increased by 13% as compared to FY17 due to increase in coal prices and increase in unit rate by state electricity board.*
- *Export incentives reduced on Fabric from 5.5% to 1.7% after GST. While import become cheaper as 12.5% CVD plus 4% SAD replaced by 5% GST.*
- *Pre-GST, import of Garments from Bangladesh attracting CVD+Cess of around 8% which is nil in Post-GST.*
- *Import of synthetic yarns increased by 68% in July (\$8.92 Mn to \$14.97 Mn.) and 58% in August (11.70 Mn to 18.49 Mn.). PV fabrics import grew by 30% while cotton fabric by 45%.*

## Way ahead

- *Steps taken by Govt. to reduce the complexity of GST*
- *Reduction in GST rates specially on Job work from 18% to 5% and synthetic yarns from 18% to 12%.*
- *Anomaly on fabric import duty represented before government and govt. imposed 10% custom duty wef 31<sup>st</sup> oct.2017 on synthetic fabrics but no decision on yarn and cotton fabric.*
- *After simplification and reduction in rates, business activities slowly recovering in textile markets.*
- *Uniform season started December onwards thus there has been an improvement in demand of yarns*

## *Steps taken/planned*

- *Regular review of product-mix and replacement of less contributing products.*
- *Work started on conversion of 53000 spindles of Rishabhdev unit from grey to value added dyed yarns at capital cost of around Rs.20 Cr.*
- *To arrest losses due to volatility of polyester fibre, expanding captive RCF manufacturing capacity by 70 MTs per day at capital cost of Rs.75 Cr.*
- *To improve the quality and efficiency of Reengus unit, 35 year old spinning facility is being replaced with latest technology along with 5000 additional spindles at capital cost of Rs.47 Cr.*



## *Steps taken/planned*

- *To minimize the power cost, planning to install 15 MW rooftop and 14 MW ground mounted solar plant.*
- *Looking to the increase in demand of branded fabrics, shift in our focus to increase the supply of denim fabrics to Indian and International brands.*
- *Introduced a premium poly/wool brand 'VERONA by Mayur' to cater A-class retailers. .*
- *Serious efforts made to save operational costs like power, stores and reduction in wastage.*

## **Current Market Scenario and outlook (Yarn)**

- *Post GST , in synthetic textile arena there is still some issues going on basically due to payment flow not getting completely eased out..*
- *Exporters working capital is also stuck up as POST GST , Indian Government has not released their benefits completely, ultimately their payment cycle delayed and business suffered.*
- *We are putting more thrust on sale of value added & new products to improve bottom line.*

## Current Market Scenario and outlook (Denim)

- *There is a tremendous oversupply situation in the Indian denim industry. This is sharply affecting demand patterns. Denim fabric manufacturing is growing in the unorganised segment. Number of denim units have moved to 46, from 30 in 2012. Capacity has increased to 1500 million metres per annum from 800 million metres per annum. Another 150 million metres per annum is in pipeline. Estimated Domestic market size is 750 to 800 million metres per annum and Export market size is estimated at 200 million metres per annum.*
- *The overall capacity utilisation in the industry is low, as domestic brands and dealers are challenged with increased inventories and low retail offtake. Buying patterns have altered drastically. Most units are understood to have temporarily shut down 30-40% capacity, therefore running at capacity utilisation of 60-70%*
- *The influx of imported denim fabrics in an already saturated market is causing further drop of demand.*
- *Indian branded garmenters are moving their production to Bangladesh, as importing garments has become easier. Brand buying in India has been severely affected, as large number of imported garments are getting placed on retail shelves, at lower costs.*
- *Denim fabric export has been sluggish, prices under high pressure, as sales for International brands too are slower than last season. Roll over of seasonal orders, delay in garment manufacturing cycles have a negative impact on fabric demand.*

## *Opportunities (Denim)*

- *The large format retailers in India – Reliance, Future Lifestyles, Madura Lifestyle Fashions, Myntra are yet churning our large volumes for their quickly increasing shelf space. Though the price points remain challenging, this arena is now major focus for growth.*
- *Our focused attention is to further increase our share in National and International brands who are procuring fabrics within India.*
- *Large format retailers and offline retailers are increasingly searching for full garment package solutions.*

# LNJ Bhilwara Group – At a glance





# ***LNJ Bhilwara Group - Diversified Presence***

- *6 Group companies listed on the Stock Exchanges.*
- *Over 1,000,000 stake holders in the Group.*
- *Production units & Corporate office spread across the country at 38 locations*
- *All key companies ISO certified*
- *Over 28,000 strong workforce.*

# RSWM Ltd. – At a glance



# RSWM – Overview

- *Flagship company of LNJ Bhilwara Group*
- *Established in 1961*
- *One of the largest textile manufacturers of Synthetic, Blended, Mélangé, Cotton, Specialty and Value added yarns. Also manufacturing Fabrics, Denim and Green Polyester Fiber.*
- *Exports to over 70 countries*
- *‘Golden Trading House’ status*
- *Sales Office and Distribution Network across the country*

# RSWM – Overview

## Installed Capacity

- 18000 MTs p.a. Green Polyester Fiber manufacturing capacity
- 494072 Spindles and 4080 Rotors Spinning
- 154 Looms for PV Fabric, 21.6 million meter p.a. Fabric Processing
- 20 million mtrs p.a. Denim Fabric manufacturing capacity -Composite Facility (Spinning+Weaving+Processing+Dyeing)
- 46 MW Thermal Power, 3.3 MW Solar Power


**Recycled Fiber**




**Spinning**



**Weaving**



**Processing**



**Branding**



*Stars ki Pasand*

# RSWM – Journey

- 1961 - Established with a spinning unit at Bhilwara.
- 1973 - Second plant commissioned at Gulabpura. Later, Bhilwara plant was spun off as independent Company (Bhilwara Spinners Ltd.)
- 1989 - Established grey yarn spinning unit at Banswara.
- 1994 - Established Melange Yarn manufacturing unit at Mandpam, Bhilwara
- 2003 - Acquired Rishabhdev plant from HEG Ltd.
- 2005 - Acquired Jaipur Polyspin Ltd., Reengus and Mordī Textile & Processing
- 2006 – 2007 Completed an ambitious expansion plan with capital cost of Rs.700 Crore. Set-up Composite Denim Fabric unit, Captive Thermal Power Plant of 46 MW, Expansion of capacity at all the existing locations.



# ***RSWM – Journey***

- *2011 – 2012 Executed another expansion plan with capital outlay of Rs. 400 Crore. Expanded capacity at Kharigram (SJ-11), Banswara (Rotors), Denim (Spinning), Mordi (50 Looms).*
- *2014 - Established a Green Fiber manufacturing unit at Reengus with capacity of 18000 MTs p.a.*
- *2014 - CTL – Bagalur merged into RSWM.*
- *2015 – Added another Melange Yarn unit at Kanyakhery, Bhilwara.*
- *2017 – Installation of Sheet Dyeing facility at Denim*
- *2017 - Comissioned 3.3 MW Rooftop Solar Power Plant at Mandpam and Kanyakhery.*

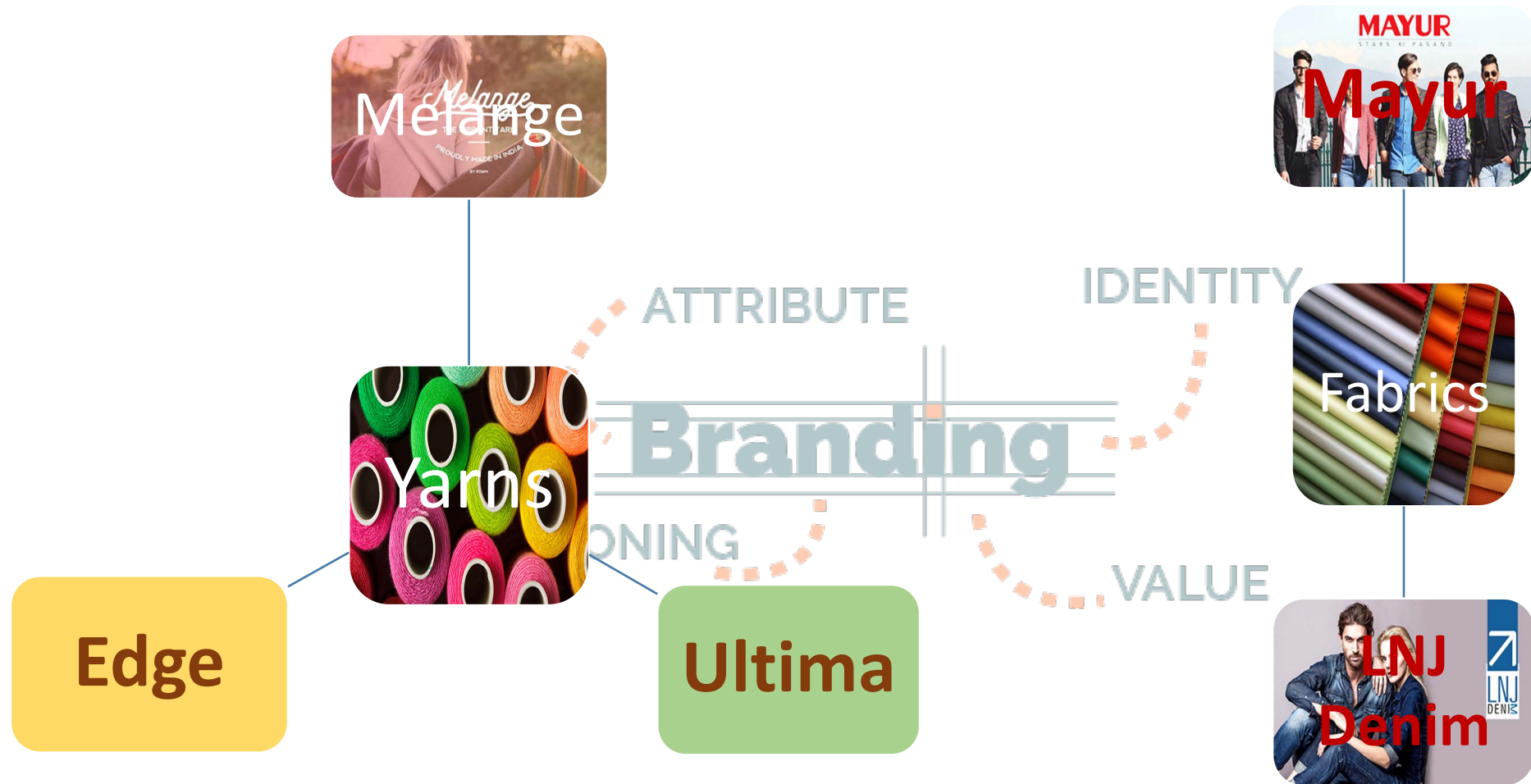
# Certifications

- *ISO 9001:2008 : Quality System Certification*
- *ISO EMS - 14001:2004 : Environment Management Certification*
- *OHSAS - 18001: 2007,*
- *SA- 8000:2008 (certified by BSI) : Social Accountability*
- *Oeko-Tex-100 (certified by Hohenstein) : Human Ecological Certification*
- *GOTS : Global Organic Textile Standard*
- *GRS : Global Recycle Standard*
- *Organic Cotton Fair Trade Standards.*



- Synthetic Yarns – Grey/Dyed PV Blended, Poly 100%, Visc. 100%, Poly/Visc/Cotton Blended Specialty Yarns from unorthodox fibres like Bamboo, Bamboo-charcoal, Flex, Lycra, Tencel, Trevira CS, Birla Modal, Protex, X-static, Beltron, Huvis FR polyester etc.*
- Melange Yarns - High value cotton yarn, combining two or more fibres largely considered fancy yarn used in casual wear, sports wear, business suits, shirts, bed linen, decorative fabrics and other high end home furnishings.*
- Fabrics - PV Fabrics, FR Fabrics, Oil and Water repellent fabrics.*
- Denim - Capable of processing 3000+ denim variants. Manufacturing normal denim, value added denim range comprises denim-out-of-denim (recycled denim), work wear like anti-bacterial, hydrophobic, anti odour, fire retardant, power stretch, plasma denim. Rich blended denims like cotton with linen, cotton with Kashmir wool, cotton with viscose and 100% tencel.*

# Branding



# Manufacturing Units

- |                     |   |   |
|---------------------|---|---|
| 1. Spinning Unit    | - | Kharigram, P.O. Gulabpura, Dist. Bhilwara, Rajasthan            |
| 2. Spinning Unit    | - | Village Lodha, Banswara, Rajasthan                              |
| 3. Spinning Unit    | - | Rishabhdev, Dist. Udaipur, Rajasthan                            |
| 4. Spinning Unit    | - | Reengus, SP-1, Industrial Area, Reengus, Dist. Sikar, Rajasthan |
| 5. Green Fibre Unit | - | Reengus, SP-1, Industrial Area, Reengus, Dist. Sikar, Rajasthan |
| 6. Spinning Unit    | - | Mandpam, Bhilwara, Rajasthan                                    |
| 7. Spinning Unit    | - | Kanyakhery, Bhilwara, Rajasthan                                 |
| 8. Spinning Unit    | - | Bagalur, Dist. Hosur, Tamilnadu                                 |
| 9. Fabric Unit      | - | Village Mordi, Banswara, Rajasthan                              |
| 10. Denim Unit      | - | Village Mordi, Banswara, Rajasthan                              |

## Captive Power Plants

- |                            |   |                                    |
|----------------------------|---|------------------------------------|
| 1. 46MW Thermal Power Unit | - | Village Mordi, Banswara, Rajasthan |
| 2. 3.3 MW Solar Power      | - | Mandpam, Kanyakhery, Bhilwara      |



# Kharigram Unit

*Installed Capacity* : 167792 Spindles  
*Product* : Blended synthetic grey/dyed yarns (p/v yarn, 100% Viscose, 100% polyester, acrylic), Slub Yarn, Core-spun, Compact yarn  
*Production* : 52000 MTs p.a.



# ***Banswara Unit***

*Installed Capacity : 95376 Spindles and 3120 Rotors*

*Product : Blended synthetic & cotton grey yarns (p/v yarn, p/c yarn, 00% viscose, 100% polyester) Slub, Compact, Core-spun yarn*

*Production : 36500 MTs p.a.*





# Rishabhdev Unit

*Installed Capacity : 52848 Spindles*

*Product : Blended synthetic grey yarns (p/v yarn, 100% Viscose, 100% Polyester)*

*Production : 18500 MTs p.a.*





# Reengus Unit

*Installed Capacity : 27840 Spindles*  
*Product : Blended synthetic grey/dyed yarns (p/v yarn, 100% Viscose, 100% polyester, acrylic), Slub Yarn, Core-Spun, Compact yarn*  
*Production : 10000 MTs p.a.*



# Green Fibre Unit

*Installed Capacity : 18500 MTs p.a.*  
*Product : Recycled Polyester Fibre*  
*Production : 18100 MTs p.a.*





# Mandpam Unit

*Installed Capacity : 49152 Spindles*  
*Product : Cotton Melange Yarn*  
*Production : 10000 MTs p.a.*



# *Kanyakhery Unit*

*Installed Capacity : 25920 Spindles*  
*Product : Cotton Melange Yarn*  
*Production : 4500 MTs p.a.*





# Bagalur Unit

*Installed Capacity : 64512 Spindles*  
*Product : Cotton Yarns*  
*Production : 8500 MTs p.a.*



# ***Fabric Unit***

*Installed Capacity : 104 Looms*

*Product : Fabrics (PV fabric, PC fabric, Flame Retardant and other value added fabrics)*

*Production : 88 Lac Mtr.*





# Denim Unit

*Installed Capacity : 136 Looms with matching spinning, dyeing and processing capacity*

*Product : Denim Fabrics (3000+ denim variants)*

*Production : 196 Lac Mtrs.*





# RSWM Ltd. – Performance



<b>Description</b>	<b>2013-14</b>	<b>2014-15</b>	<b>2015-16</b>	<b>2016-17</b>	<b>2017-18</b>
<i>Turnover</i>	2,884	3,014	2,945	2,996	2,943
<i>EBIDTA</i>	389	377	423	358	263
<i>EBDT</i>	267	252	297	248	146
<i>EAT</i>	99	85	107	101	15
<i>Fixed Assets ( Net )</i>	947	1,161	1,143	1,190	1,138
<i>Net Worth</i>	395	445	552	633	901
<i>Long Term Loans</i>	606	669	564	497	571
<i>Working Capital Loans</i>	459	447	626	723	820
<i>Total Debt</i>	1,065	1,117	1,189	1,220	1,391
<i>Operating Profit Margin %</i>	13.48	12.52	14.35	11.94	8.94
<i>Return on Capital Employed %(PBIT/Capital Emp.)</i>	14.99	11.88	12.36	9.44	5.80
<i>Return on Sales % ( PAT/ Turnover )</i>	3.43	2.82	3.63	3.37	0.49
<i>Return on Net Worth %</i>	24.99	19.08	19.37	15.95	1.61
<i>Long Term Debt Equity Ratio (TL/NW)</i>	1.53	1.50	1.02	0.78	0.63
<i>Debt Equity Ratio (Total Debt/NW)</i>	2.69	2.51	2.15	1.93	1.54
<i>Interest Cover Ratio</i>	3.19	3.01	3.36	3.24	2.24
<i>Fixed Assets Cover Ratio</i>	1.56	1.73	2.03	2.40	1.99
<i>EPS (IN Rs.)</i>	42.68	36.68	46.20	43.33	6.16

# Segment-wise Turnover

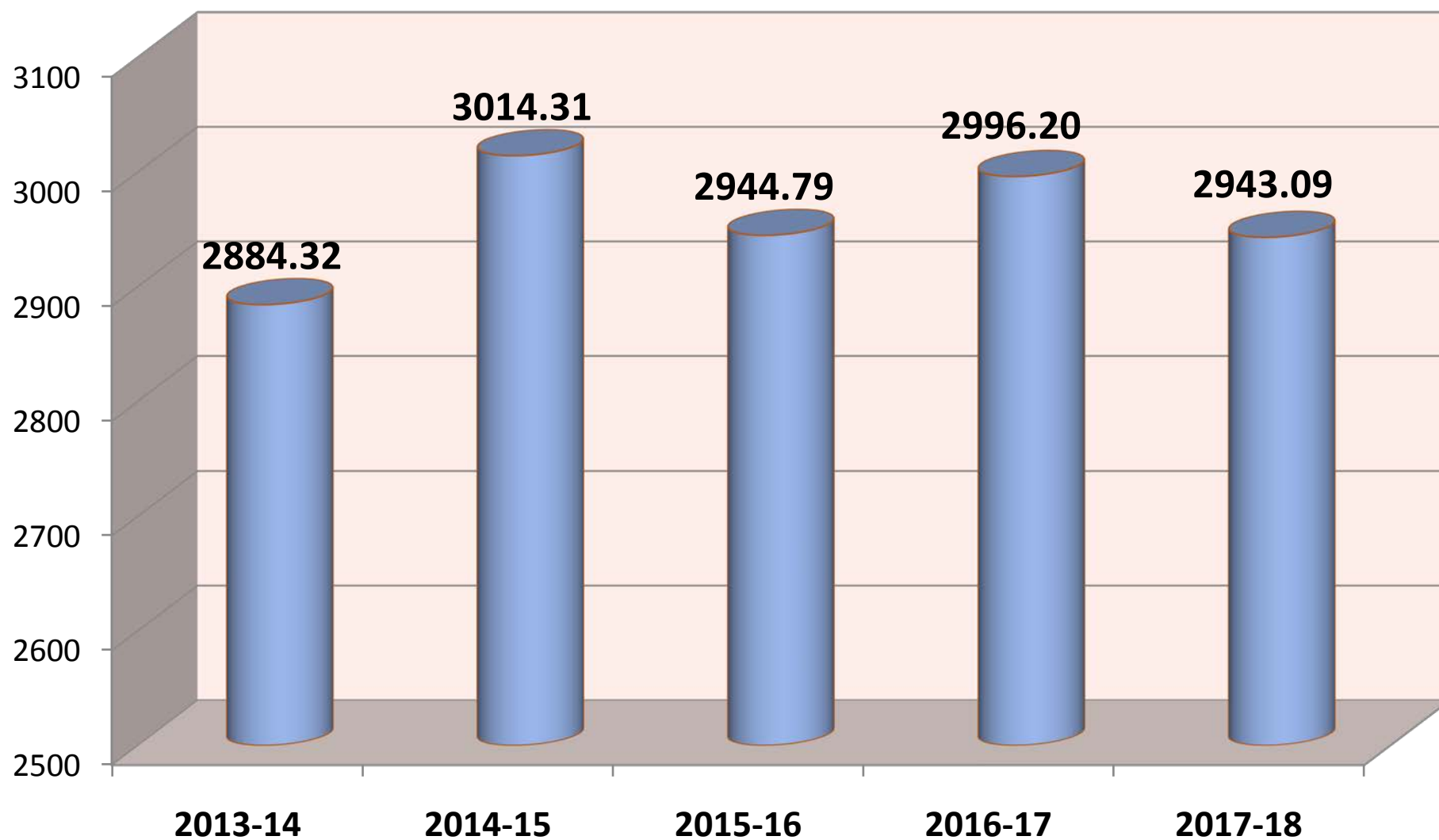
Qty – Yarn: Lac Kg.  
Fabric/Denim Lac Mtr.  
Amt. - Rs. in Crore

	2013-14		2014-15		2015-16		2016-17		2017-18	
Segment	Qty	Amt	Qty	Amt	Qty	Amt	Qty	Amt	Qty	Amt
Yarn	1264	2422	1345	2564	1392	2497	1420	2513	1349	2472
Denim	143	250	157	286	163	297	191	324	203	325
Fabric	197	212	152	165	138	151	127	160	114	146
<b>Total</b>		<b>2884</b>		<b>3014</b>		<b>2945</b>		<b>2996</b>		<b>2943</b>

# *Sustainable growth*

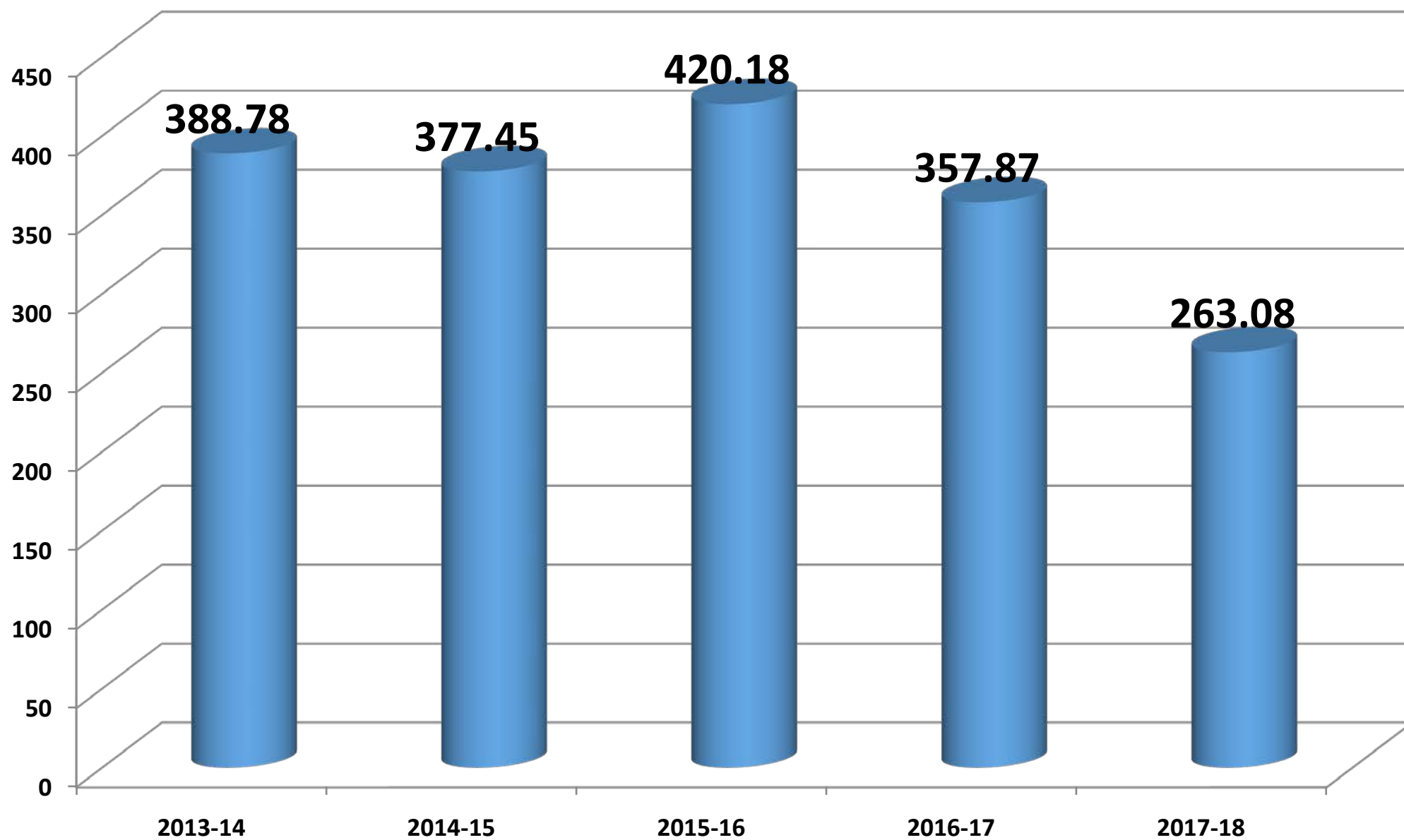
## *Turnover*

Rs. in Crore



# ***EBIDTA***

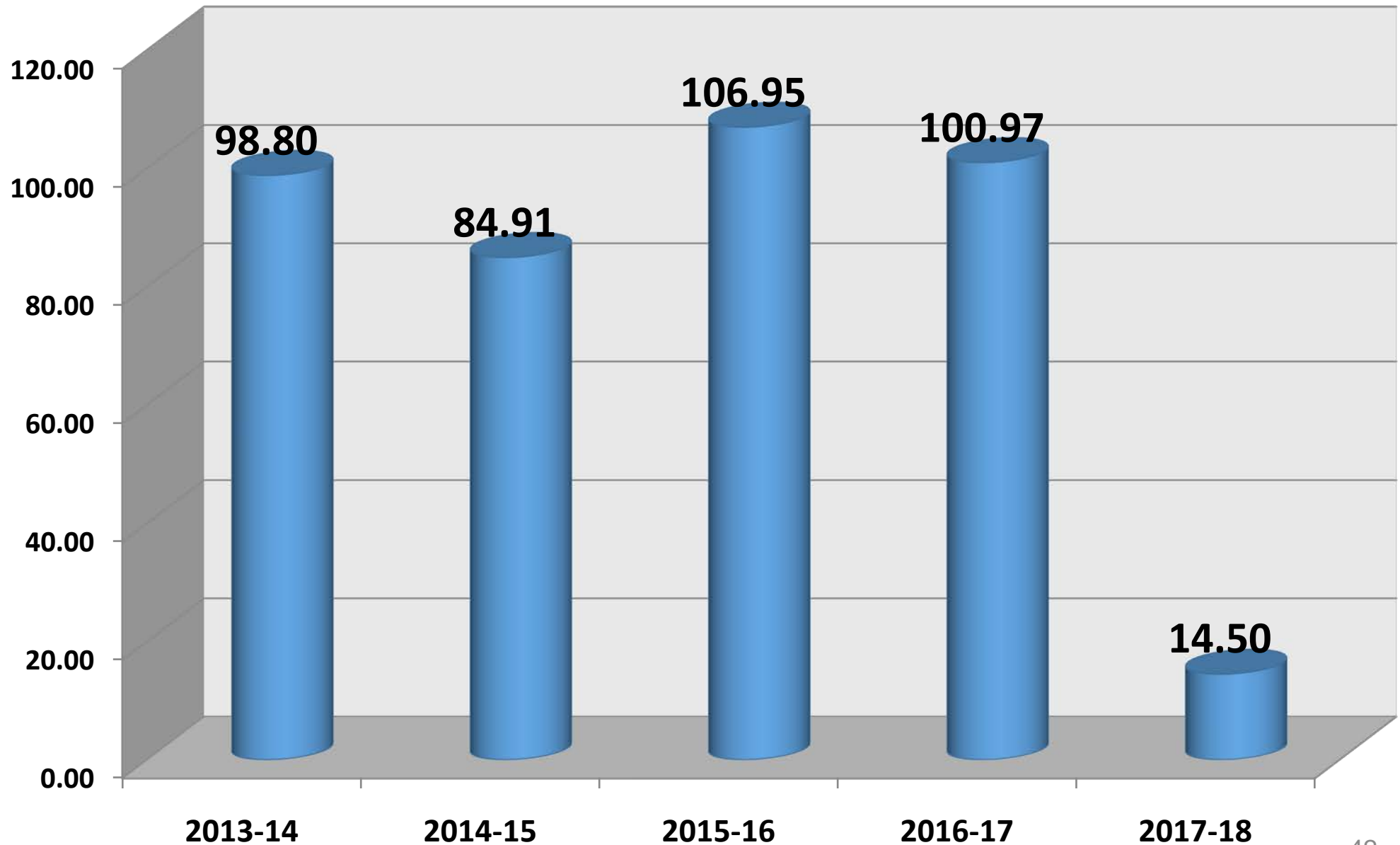
■ Rs. in Crore





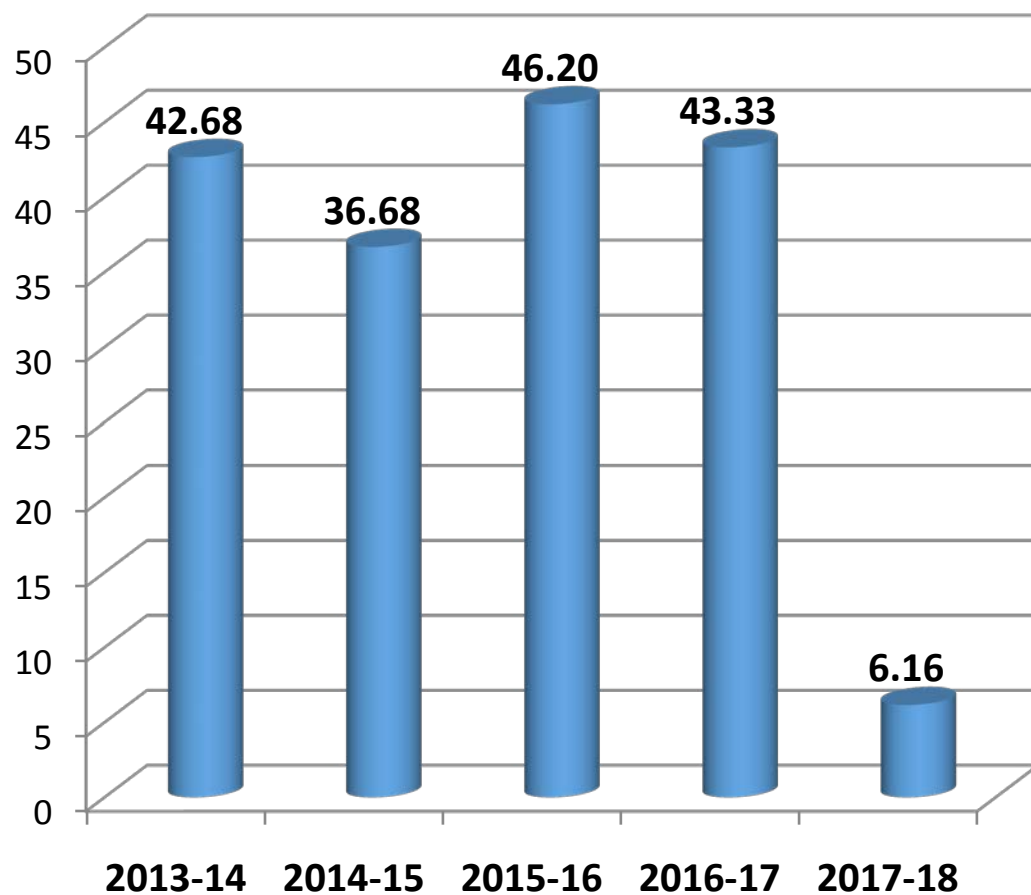
## PAT

■ Rs. in Crore



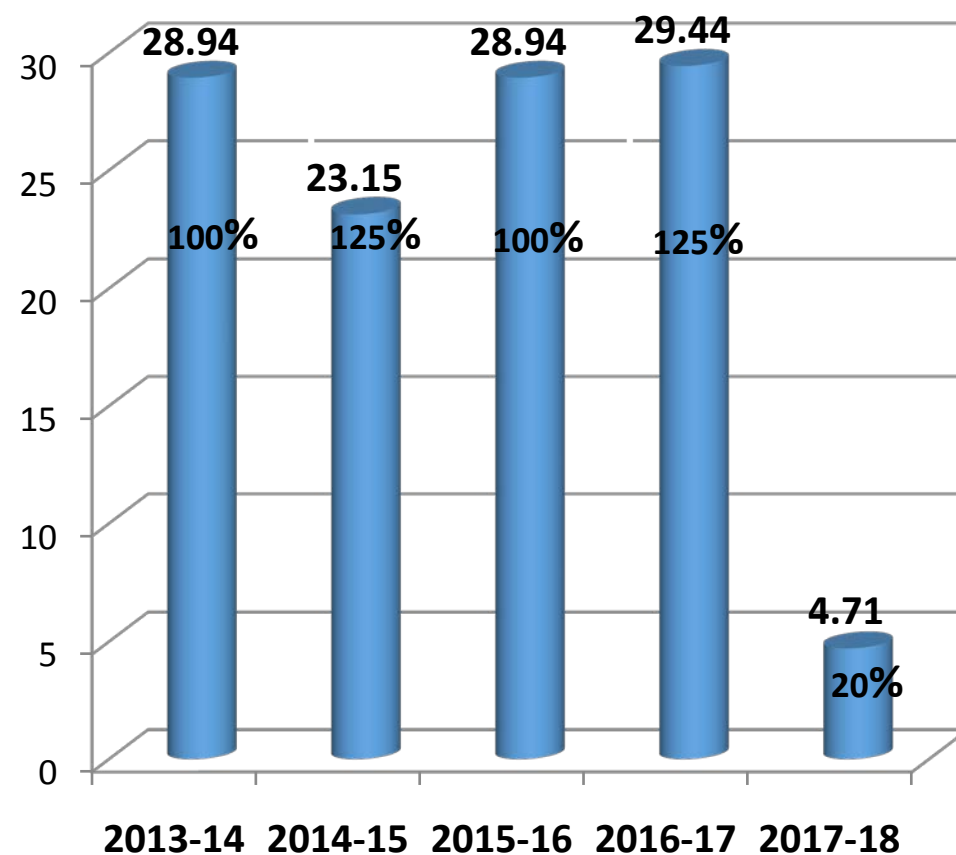
## EPS

Rs.



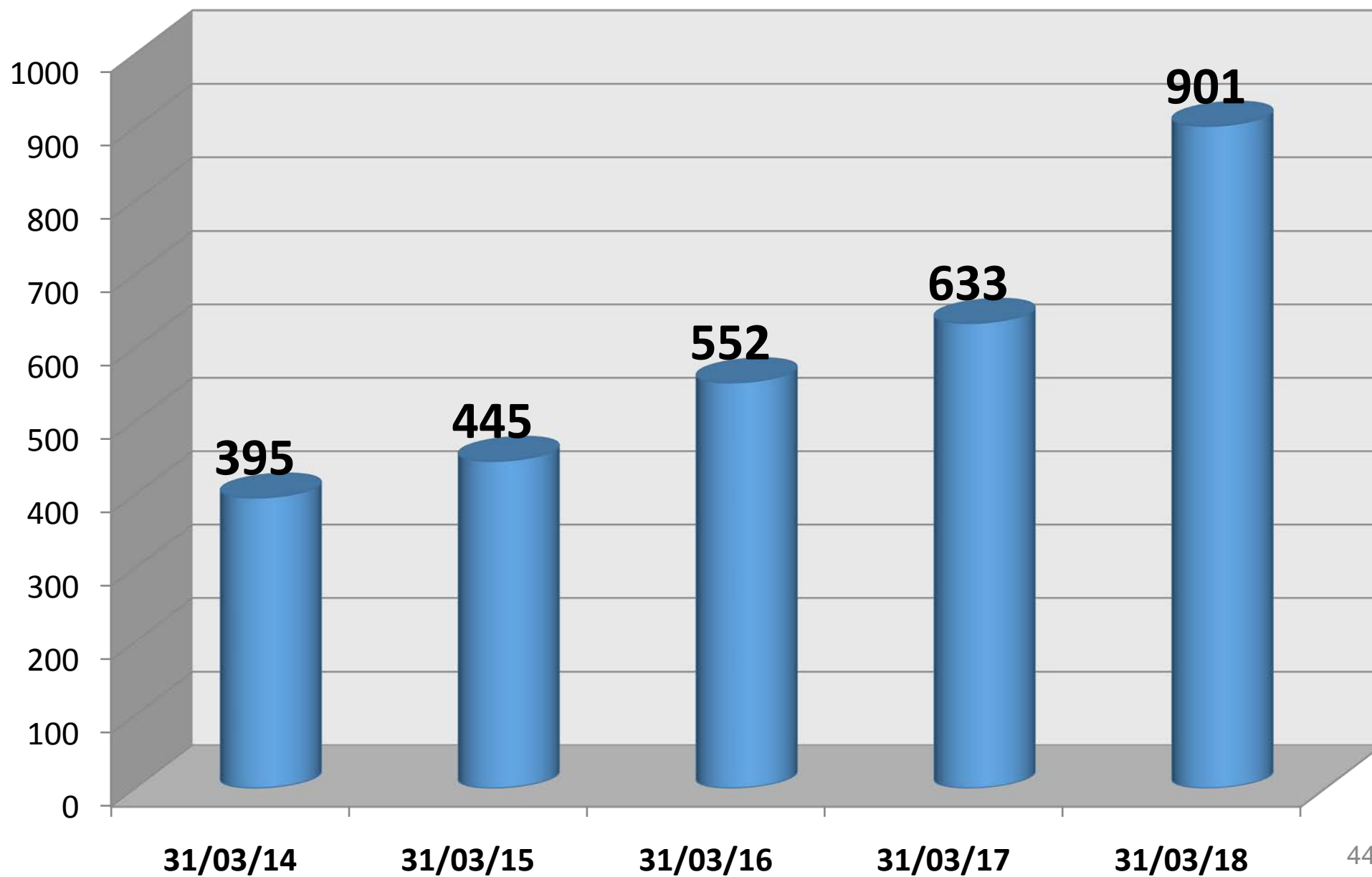
## Dividend Payout

Rs. in Crore



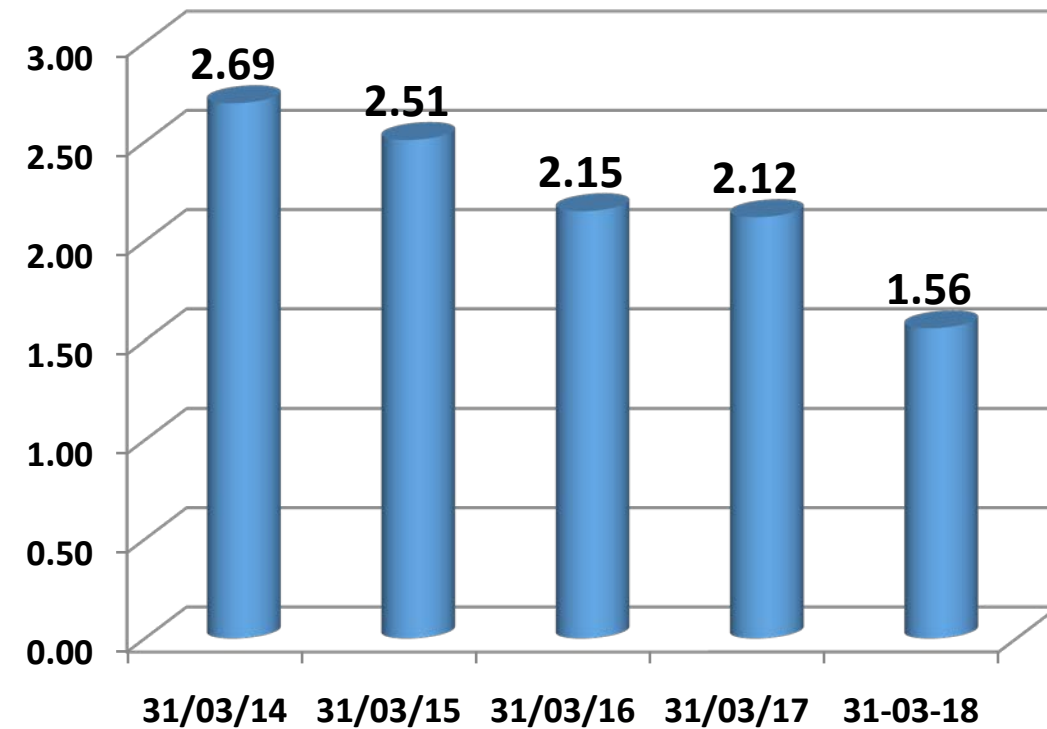
## ***Networth***

Rs. in Cr.

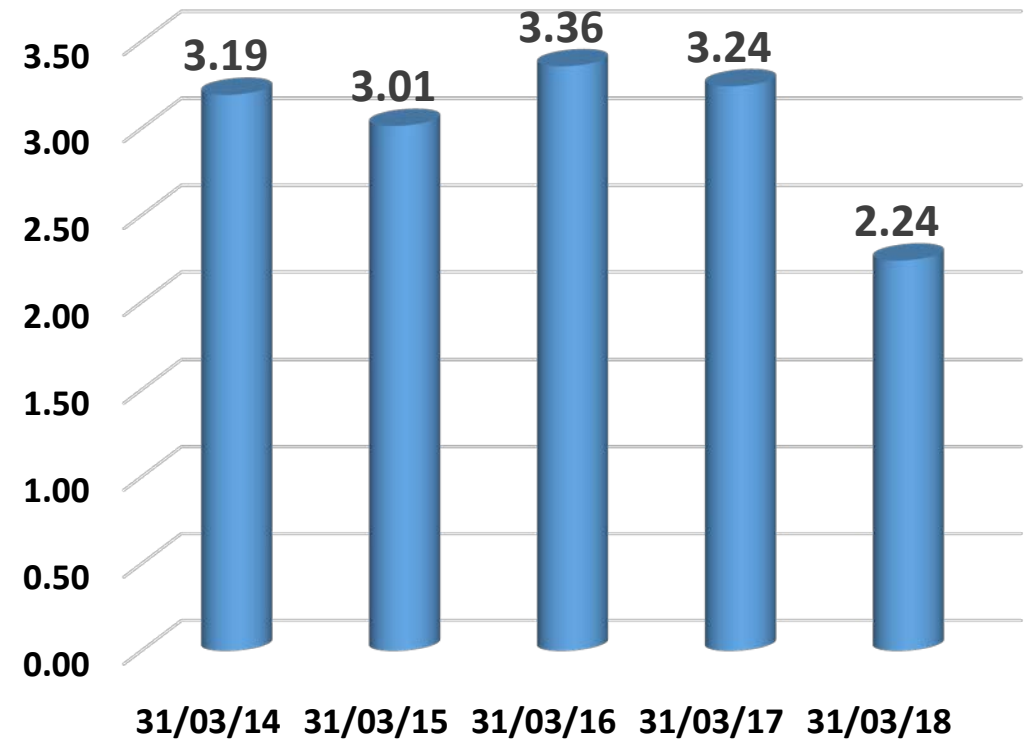


## Debt/Equity and Interest Coverage

### Debt Equity Ratio



### Interest Coverage



# Textile Industry – Overview





# Textile Industry - Overview



**2<sup>nd</sup>** Largest Employer in India. Employs around 40 Mn workforce directly and 40 Mn. Indirectly



**4%** Contribution to India's GDP



**14%** Contribution to Industrial Production of country.



**16%** Contribution to Exports Earnings



**22%** of World Spindles Capacity  
**48 MN SPDL & 8Lac Rotors**



**Highest # looms in World 47.8 Lac**



**World's # 1 Producer & 1<sup>st</sup> largest exporter of Jute**



**World's # 2 Producer of Silk (18% of world silk prod.)**



**World's # 2 Producer of Cotton**

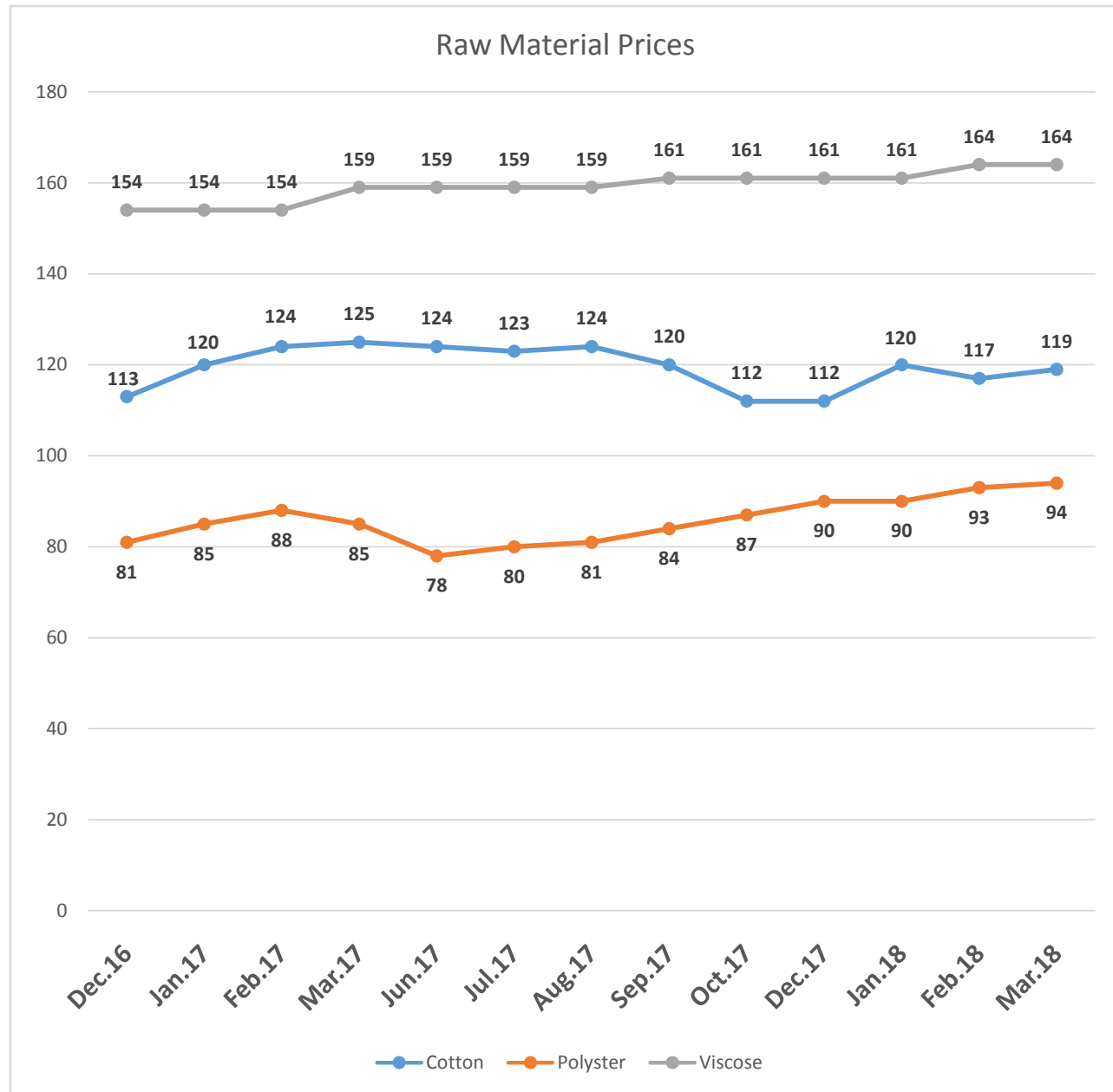


**World's # 3 Sheep Population**



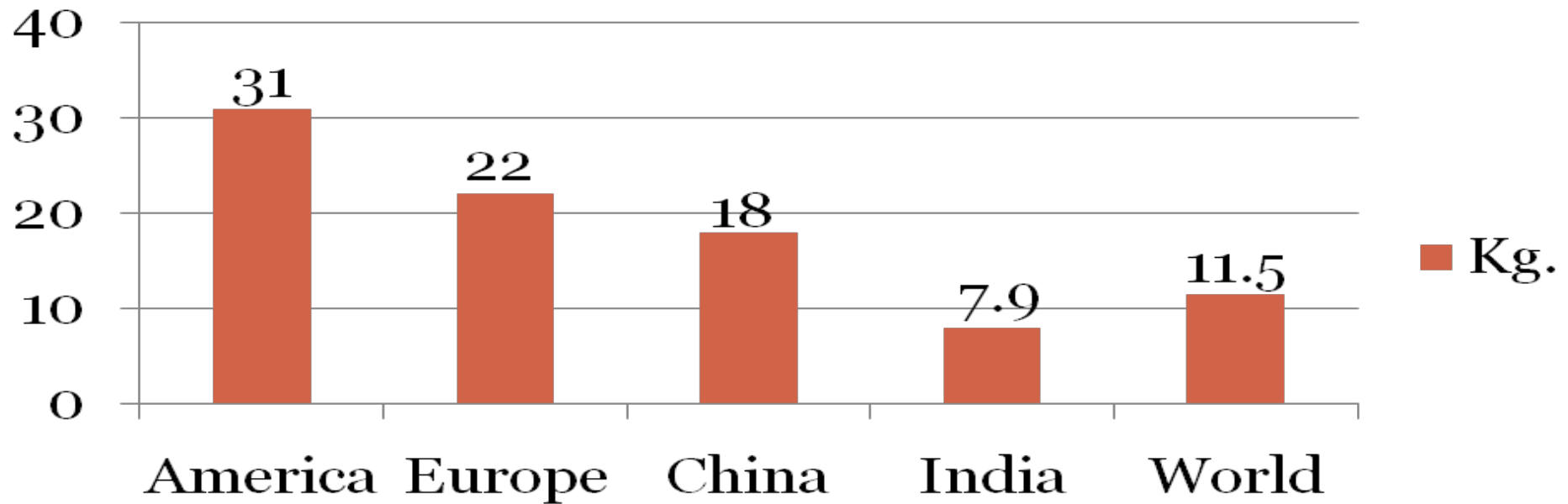
# Raw Material Price Trend (Rs./Kg)

Period	Cotton	Polyster	Viscose
Mar.16	92	76	141
Jun.16	117	77	144
Sep.16	134	77	154
Oct.16	120	75	154
Dec.16	113	81	154
Jan.17	120	85	154
Feb.17	124	88	154
Mar.17	125	85	159
Jun.17	124	78	159
Jul.17	123	80	159
Aug.17	124	81	159
Sep.17	120	84	161
Oct.17	112	87	161
Dec.17	112	90	161
Jan.18	120	90	161
Feb.18	117	93	164
Mar.18	119	94	164



# Textile Industry – Future Prospect

## Per Capita Fibre Consumption in Kg.



- Huge possibilities in domestic market. Increasing disposable income and increasing e-commerce.
- Per capita fibre consumption in India is 8Kg as against 18 kg of China and world avg. of 12 kg.
- Fast growing hotel, hospital and education industry will continue to drive demand for home textiles and clothing
- Increasing retail penetration
- Indian textile industry is growing at CAGR of 8% and expected to grow at CAGR of 10%

# Textile Industry – Challenges

- *Technology up-gradation of weaving.*
- *Capacity building in processing sector.*
- *Spending on R & D and product development.*
- *Competition from China, Pakistan, Bangladesh and Srilanka.*
- *Squeezing lead time and fast changing fashion trends*
- *Free trade agreements between US/Eu and other textile manufacturing countries like Vietnam and Indonesia.*

# ***RSWM Ltd. – Standing with its Strengths***





- ***Integrated operations.***

*Fibre Mfg. -> Dyeing-->Spinning-->Yarn Dyeing-->Weaving—>Processing & Finishing-->Fabric Dyeing*

- ***Economy of Scale***

*18000 MT p.a. PSF manufacturing, 27500 MT p.a. fibre/yarn dyeing, 494072 spindles, 4080 Rotors, 154 Looms fabric, 216 lac meter fabric processing, 20.0 million meter Denim fabric*

- ***Latest Technology.***

*Incurred Rs.1500 Crore under TUFS till now*

- ***Established Quality***

*Lowest quality claims*

- ***Across the Globe Presence***

*Exports to more than 70 countries*

- ***Diversified Product Basket***

*Grey and Dyed yarns - Cotton/Cotton blended/Synthetic blended/ PV/ Poly100/ Visc.100/Acrylic/ Fabric/FR products/fabric for work wears/Denim etc.*

- ***Full Package Sell***

*One stop solution*

- ***People Development***

*RSWM has strength of more than 16000 skilled workforce*

# **RSWM – Mitigating Challenges**

- *Invested around Rs.1500 Cr under TUFS and Rs.400 Cr Non-TUFS in last 11 years*
- *Added 2.2 lac Spindles, 2400 Rotors, 64 Looms, 16.7 million meter p.a. capacity Denim unit, 46MW CPP, Yarn/Fibre Dyeing and Green Fibre Manufacturing unit*
- *Also added various value addition equipment like slub yarn attachment, core-spun yarn attachment, compact yarn attachment*
- *Branding of yarns like Ultima and Edge.*
- *Regular technology up-gradation and automation to improve operational efficiencies*
- *Established NPDs (New Product Development Cells in each business)*
- *Increase in spending on R & D in last 5 years. Incurred Rs.16.61 Cr on R & D during 2017-18. Increase of more than 300% from Rs.5.43 Cr. in 2011-12*

- *RSWM recognises Corporate Governance not as a set of rules but as a framework supporting the core values.*
- *Good Governance helps us to maintain trust with the shareholders, stakeholders, employees and society at large*
- *RSWM believes that good governance is the key to doing business in a sustainable manner, which creates value for the society*
- *The Company is managed by its Board of Directors, which formulates strategies & policies and carries out periodic review of its performance*
- *Board of Directors:*

Mr. Ravi Jhunjunwala	-	Chairman
Mr. Shekhar Agarwal	-	Vice Chairman
Mr. Riju Jhunjunwala	-	Managing Director & Chief Executive Officer
Mr. Arun Churiwal	-	Director
Mr. J. C. Laddha	-	Director
Dr. Kamal Gupta	-	Independent Director
Mr. D. N. Davar	-	Independent Director
Mr. Amar Nath Chaudhary	-	Independent Director
Mr. P.S. Dasgupta	-	Independent Director
Mrs. Archana Capoor	-	Independent Director
Mr. Deepak Jain	-	Independent Director

## Key Managerial Persons

Mr. Riju Jhunjhunwala-	Managing Director & CEO
Mr. B. M. Sharma -	Chief Financial Officer
Mr. Surender Gupta-	Company Secretary

## Business Heads and Key Executives

Mr. S.C.Garg-	Chief Executive (Yarn Business)
Mr. P. Bandyopadhyay-	Chief Executive (Denim & Fabric)
Mr. Prakash Maheshwari-	Chief Executive (Power)
Mr. Rajeev Jain	Business Head – Operations(Yarn)

## Auditors

S. S. Kothari Mehta & Co., New Delhi  
Lodha & Company, New Delhi

## Registered Office

Kharigram, P.O. Gulabpura – 311 021  
Dist. Bhilwara (Rajasthan)

## Corporate Office

Bhilwara Towers, A-12, Sector - 1  
Noida – 201 301 (U.P.)

Corporate Office, Noida





# *Thank you*

## **DISCLAIMER**

This presentation is the property of RSWM Limited (the “Company”) and is strictly confidential. It contains information intended only for the person to whom it is transmitted. With receipt of this information, recipient acknowledges and agrees that: (i) this document is not intended to be distributed, and if distributed inadvertently, will be returned to the Company as soon as possible; (ii) the recipient will not copy, fax, reproduce, divulge, or distribute this confidential information, in whole or in part, without the express written consent of the Company; (iii) all of the information herein will be treated as confidential material with no less care than that afforded to its own confidential material.

This presentation is for informational